



# Chittagong

December 2025

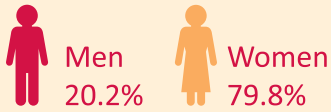
## DIVISIONAL DATA

DRF 8FYP – Development Results Framework of the 8<sup>th</sup> Five Year Plan

SDGs – Sustainable Development Goals

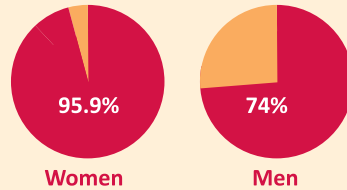
UNSDCF – The United Nations Sustainable Development Cooperation Framework

### Economic Development and Empowerment



- Of the unemployed population in Chittagong, **20.2%** are women and **79.8%** are men.

\* BBS, Labour Force Survey 2024, page 80



- 95.9%** of employed women are in informal employment, compared to **74%** of employed men.

Relating to DRF 8FYP indicator 44 and SDG indicator 8.3.1.

\* BBS, Labour Force Survey 2024, page 67



- Women in Chittagong spend, on average, **26%** of their time on unpaid domestic and care work, while men spend **3.1%** of their time on the same. This means that women spend eight times as much time on unpaid domestic and care work as men.

Relating to DRF 8FYP indicator 72, SDG indicator 5.4.1, and UNSDCF indicator 1.4.

\* BBS & UN Women, Time Use Survey 2021, page 21-23



- 31.7%** of currently married women with **cash earnings** make decisions independently on how their earnings will be used, while **61.9%** decide jointly with their husband.

\* NIPORT and ICT, Bangladesh Demographic and Health Survey 2022: Final Report, page 223



- 44.3%** of women over the age of **15** have an account at a bank, other financial institution, or with a mobile financial service provider, compared to **60%** of men.

\* BBS, Bangladesh Sample Vital Statistics 2023, page 59



- 55.6%** of women above the age of five have a mobile phone for self-use, compared to **65.4%** of men.

Relating to DRF 8FYP indicator 85 and SDG indicator 5.b.1.

\* BBS, Bangladesh Sample Vital Statistics 2023, page 58



- 57.9%** of births in Chittagong are attended by skilled health personnel as per national standard.

Relating to DRF 8FYP indicator 19 and SDG indicator 3.1.2.

\* BBS & UNICEF, Bangladesh Multiple Indicator Cluster Survey 2019, page 115



- The Gender Parity Index (girls to boys) in education is:
  - Primary school: **1.07**
  - Lower secondary school: **1.28**
  - Upper secondary school: **1.30**

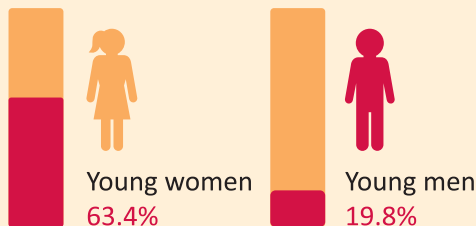
Relating to DRF 8FYP indicator 66 and SDG indicator 4.5.1.

\* BBS & UNICEF, Bangladesh Multiple Indicator Cluster Survey 2019, page 254

- 62.3%** of married women aged **15-49** have used modern contraceptive methods.

Relating to DRF 8FYP indicator 27 and SDG indicator 3.7.1.

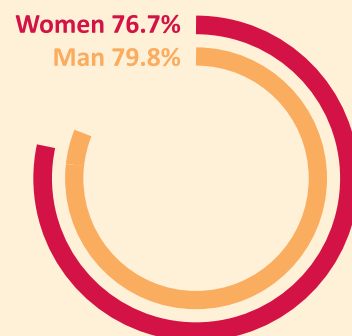
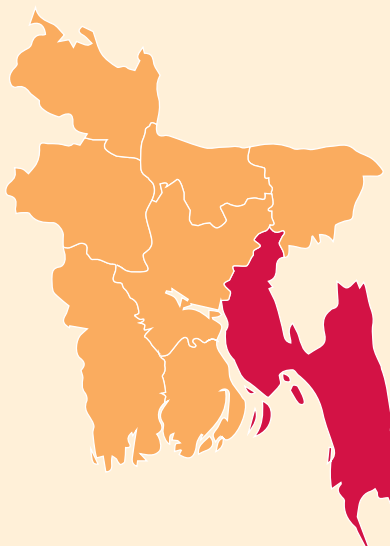
\* BBS, Bangladesh Sample Vital Statistics 2023, page 216



- In Chittagong, **63.4%** of young women between the ages of **15-24** are Not in Education, Employment, or Training (NEET) of any kind, compared to **19.8%** of young men.

Relating to DRF 8FYP indicator 46 and SDG indicator 8.6.1.

\* BBS, Bangladesh Sample Vital Statistics 2023, page 59



- The literacy rate (age 7 and above) stands at **76.7%** for women and **79.8%** for men.

Relating to SDG indicator 4.6.1.

\* BBS, Bangladesh Sample Vital Statistics 2023, page 58

## Climate & Environment



86.2% Men



13.8% Women

- Of the 820 people who live with disabilities in Chittagong as a result of natural hazards 707 (86.2 %) are men and 113 (13.8%) are women.

\* BBS, Bangladesh Disaster-related Statistics 2021, page 116

## Gender-Based Violence

- Based on local context, 78% of all ever-married women aged 15 years and older experienced physical, sexual, psychological, or economic violence by their partner in their lifetime and 53% experienced it in the last 12 months.

Relating to DRF 8FYP indicator 70, SDG indicator 5.2.1, and UNSDCF indicator 5.2.

\* BBS, Violence Against Women Survey 2024

- Based on local context, 10.9% of ever-partnered women and girls aged 15 years and older experienced physical violence, 11.2% experienced sexual violence, 17.3% emotional violence, 12.5% experienced economic violence, and 48.2% faced controlling behaviour by their intimate partner in the previous 12 months.

Relating to DRF 8FYP indicator 70, SDG indicator 5.2.1, and UNSDCF indicator 5.2.

\* BBS, Violence Against Women Survey 2024



- 6% of ever-married women who experience intimate partner violence take legal action.

Relating to SDG indicator 16.3.1.

\* BBS, Key Findings of Violence Against Women Survey Bangladesh 2024, page 23



- 0.4% of women and girls aged 15 years and older experienced sexual violence by persons other than an intimate partner in the last 12 months.

Relating to DRF 8FYP indicator 71, SDG indicator 5.2.2, and UNSDCF indicator 5.3.

\* BBS, Violence Against Women Survey 2024



- 8.4% of women in Chittagong reported experiences of selected forms of technology-facilitated gender-based violence in the last 12 months, and 12.2% reported experiences in their lifetime.

\* BBS, Violence Against Women Survey 2024



- 3.9% of women between the ages of 20-24 were married before their 15<sup>th</sup> birthday.

Relating to DRF 8FYP indicator 65, SDG indicator 5.3.1, and UNSDCF indicator 2.4.

\* BBS, Bangladesh Sample Vital Statistics 2023, page 177

- 35.4% of women between the ages of 20-24 were married before their 18<sup>th</sup> birthday.

Relating to DRF 8FYP indicator 65, SDG indicator 5.3.1, and UNSDCF indicator 2.4.

\* BBS, Bangladesh Sample Vital Statistics 2023, page 177



- 12.5% of women believe that a husband is justified in beating his wife for at least one of five specified reasons (she burns food, argues with husband, goes out without telling, neglects children, or refuses sex with him).

\* NIPORT and ICT, Bangladesh Demographic and Health Survey 2022: Final Report, page 230



- 77.4% of women above age 15 feel safe walking alone after dark around the area they live.

\* BBS, Violence Against Women Survey 2024

